



UNIFORMS CATALOGUE

BUTTON SUIT

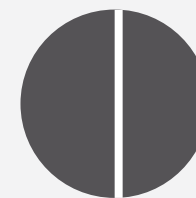
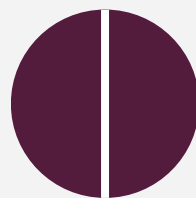
THE PANTS ARE PRACTICAL IN SIZING, FIT AND THINKING. GENEROUS WAIST AND HIP AREA WITH SLIMMING SIDE SEAMS TO FLATTER YOUR SHAPE.

THE TOP HAS NO CLOSURES IN THE FRONT FOR A NEAT FINISH. THE TOP HAS ASYMMETRICAL BUTTON DESIGN ACROSS THE CHEST, ADDING DETAIL TO THE TOP. A ZIP AT THE TOP OF THE BACK FOR EASY CLOSURE AND USE. VERTICAL FRONT POCKETS ON EITHER SIDE FOR PERSONAL BELONGINGS.

THIS UNIFORM IS MADE IN A BREATHABLE COTTON FABRIC THAT IS IDEAL FOR BOTH THE SUMMER AND WINTER MONTHS.



COLOURS AVAILABLE: NAVY BLUE, JADE GREEN, PURPLE, MAROON AND GREY.



SIZE

EXTRA SMALL, SMALL, MEDIUM, LARGE, EXTRA LARGE, XXL, 3XL, 4XL

DETAIL

STRETCH FABRIC (86% POLYESTER , 10% RAYON , 4% SPANDEX)
MACHINE WASHABLE.

PROFESSIONAL SUIT

A SET THAT IS SLEEK AND PROFESSIONAL, A FLATTERING FIT FOR A RANGE OF BODY TYPES.


THE PANTS HAVE 5 POCKETS IN TOTAL, 2 FUNCTIONAL TROUSER POCKETS AND 3 CARGO POCKETS. THE POCKETS HAVE BEEN CAREFULLY DESIGNED AND PLACED FOR OPTIMAL FUNCTIONALITY AND DESIGN. THERE IS A DRAWSTRING IN THE ELASTIC WAISTBAND. THE ANKLE AREA IS CUFFED AND THE PANTS OFFER A COMFORTABLE SLIM FIT.

THE TOP IS A SLIM FIT, HAS A V-CUT NECKLINE AND NO CLOSURES IN THE FRONT FOR A NEAT FINISH. THERE IS A ZIP AT THE BACK SO THE TOP FITS OVER YOUR HEAD WITH EASE.

THIS UNIFORM IS MADE IN A SOFT, BREATHABLE FABRIC THAT IS DURABLE AND IDEAL FOR BOTH THE SUMMER AND WINTER MONTHS.



COLOURS AVAILABLE: BLUE, BLACK, GREY, PEACH, OLIVE GREEN, STONE & FUCHSIA PINK



SIZE

EXTRA SMALL, SMALL, MEDIUM, LARGE, EXTRA LARGE, XXL, 3XL, 4XL

DETAIL

STRETCH FABRIC (86% POLYESTER , 10% RAYON , 4% SPANDEX)
MACHINE WASHABLE.




PANT SUIT WITH STRIPE

THE PANTS ARE PRACTICAL IN SIZING, FIT AND THINKING. GENEROUS WAIST AND HIP AREA WITH SLIMMING SIDE SEAMS TO FLATTER YOUR SHAPE.

THE TOP HAS NO CLOSURES IN THE FRONT FOR A NEAT FINISH. A ZIP AT THE TOP OF THE BACK FOR EASY CLOSURE AND USE. VERTICAL FRONT POCKETS ON EITHER SIDE FOR PERSONAL BELONGINGS.

THIS UNIFORM IS MADE IN A BREATHABLE COTTON FABRIC THAT IS IDEAL FOR BOTH THE SUMMER AND WINTER MONTHS.

COLOURS AVAILABLE: NAVY BLUE, BLACK AND GREY. LINE IS STRIPE COLOUR



SIZE

EXTRA SMALL, SMALL, MEDIUM, LARGE, EXTRA LARGE, XXL, 3XL, 4XL

DETAIL

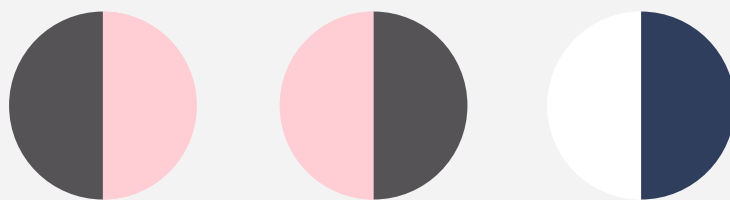
STRETCH FABRIC (86% POLYESTER , 10% RAYON , 4% SPANDEX)
MACHINE WASHABLE.



DOUBLE BREASTED DRESS

A SMART AND PROFESSIONAL DESIGN TO COMPLEMENT ANY SHAPE AND FIGURE. THIS DRESS HAS A MIDI LENGTH WHICH FALLS OVER THE KNEES (MID-CALF). THE NECKLINE IS DETAILED WITH A DOUBLE-BREASTED BUTTON-UP FEATURE AS WELL AS TWO POCKETS IN THE FRONT, FASHIONABLE FOR THE DOMESTIC WORKPLACE.

COLOURS AVAILABLE: GREY & PINK, PINK & GREY AND NAVY BLUE & WHITE.



SIZE

32, 34, 36, 38, 40, 42, 44, 46, 48

DETAIL

STRETCH FABRIC (86% POLYESTER , 10% RAYON , 4% SPANDEX)
MACHINE WASHABLE.



DRESS UNIFORM

MAROON AND WHITE DRESS DESIGN TO COMPLEMENT ANY SHAPE AND FIGURE. A WHITE COLLAR AND SLEEVE FINISH COMPLEMENT THIS CLEAN AND STRUCTURED DESIGN. THIS DRESS HAS TWO FRONT POCKETS WITH A BACK ZIP CLOSURE. ANOTHER PROFESSIONAL LOOK FOR THE DOMESTIC WORKPLACE.

COLOURS AVAILABLE: MAROON & WHITE AND NAVY BLUE & WHITE.



SIZE

32, 34, 36, 38, 40, 42, 44, 46, 48

DETAIL

STRETCH FABRIC (86% POLYESTER , 10% RAYON , 4% SPANDEX)
FABRIC PROVIDES STRETCH
MACHINE WASHABLE



FRONT ZIP DRESS

A SMART AND PROFESSIONAL DESIGN TO COMPLEMENT ANY SHAPE AND FIGURE. THIS DRESS HAS A MIDI LENGTH WHICH FALLS OVER THE KNEES (MID-CALF). THE DRESS HAS A FRONT ZIP WHICH MAKES IT PRACTICAL, COMFORTABLE AND FASHIONABLE FOR THE DOMESTIC WORKPLACE.

COLOURS AVAILABLE: PINK, WHITE AND NAVY BLUE.



SIZE

32, 34, 36, 38, 40, 42, 44, 46, 48, 50

DETAIL

STRETCH FABRIC (86% POLYESTER , 10% RAYON , 4% SPANDEX)

FABRIC PROVIDES STRETCH

MACHINE WASHABLE



FRONT ZIP CLOSURE



PLEAT DRESS

A SMART AND PROFESSIONAL DESIGN TO COMPLEMENT ANY SHAPE AND FIGURE. THIS DRESS HAS A MIDI LENGTH WHICH FALLS OVER THE KNEES (MID-CALF). THE BOTTOM PLEAT STYLING ADDS A BEAUTIFUL FINISH TO A DRESS THAT'S PRACTICAL (FRONT ZIP) AND FASHIONABLE FOR THE DOMESTIC WORKPLACE.

COLOURS AVAILABLE: PINK, BLUE AND NAVY BLUE.



SIZE

32, 34, 36, 38, 40, 42, 44, 46, 48, 50, 52, 54

DETAIL

STRETCH FABRIC (86% POLYESTER , 10% RAYON , 4% SPANDEX)

FABRIC PROVIDES STRETCH

MACHINE WASHABLE




FRONT ZIP CLOSURE



SIDE BUTTON DRESS

A SMART AND PROFESSIONAL DESIGN TO COMPLEMENT ANY SHAPE AND FIGURE. THIS DRESS HAS A MIDI LENGTH WHICH FALLS OVER THE KNEES (MID-CALF). THE NECKLINE IS DETAILED WITH PIPING AND ASYMMETRICAL BUTTON DESIGN OVER THE CHEST. THE ZIP IS AT THE BACK OF THE DRESS.

COLOURS AVAILABLE: PURPLE, GREY AND NAVY BLUE.



SIZE

32, 34, 36, 38, 40, 42, 44, 46, 48

DETAIL

STRETCH FABRIC (86% POLYESTER , 10% RAYON , 4% SPANDEX)

FABRIC PROVIDES STRETCH

MACHINE WASHABLE




FRONT ZIP CLOSURE



APRON

THESE APRONS ARE THE PERFECT LAYER OF PROTECTION
AGAINST ALL DAILY TASKS.

COLOURS AVAILABLE: BLUE, PINK, GREY AND NAVY BLUE.



SIZE

SMALL, MEDIUM, LARGE, EXTRA LARGE, XXL

DETAIL

STRETCH COTTON (86% POLYESTER , 10% RAYON , 4% SPANDEX)
MACHINE WASHABLE.






JERSEY

THE JERSEYS ARE PRACTICAL IN SIZING, FIT AND THINKING AND DESIGNED TO COMPLIMENT THE DELLA UNIFORM RANGE.

THE JERSEY HAS A FRONT ZIP AND TWO SIDE POCKETS ,WHICH MAKES IT PRACTICAL, COMFORTABLE AND FASHIONABLE FOR THE DOMESTIC WORKPLACE.

THIS UNIFORM IS MADE IN AN ANTI-PILL POLAR FLEECE FABRIC WHICH IS IDEAL FOR THE COLDER MONTHS.

COLOURS AVAILABLE: BLACK, GREY AND NAVY BLUE.



SIZE

EXTRA SMALL, SMALL, MEDIUM, LARGE, EXTRA LARGE, XXL, 3XL

DETAIL

STRETCH COTTON (86% POLYESTER , 10% RAYON , 4% SPANDEX)
MACHINE WASHABLE.

PANT SUITS SIZING GUIDE

BUST

WITH ARMS AT SIDES, PLACE THE TAPE MEASURE UNDER YOUR ARMS AND RUN IT AROUND THE FULLEST PART OF THE BUSTLINE AND ACROSS THE SHOULDER BLADES.

HIPS

WITH FEET TOGETHER, RUN THE TAPE MEASURE AROUND THE FULLEST PART OF YOUR BUM.

Size	Bust	Hip/Bum
Extra Small	<87cm	<100cm
Small	87-92cm	100-105cm
Medium	92-102cm	105-110cm
Large	102-112cm	110-120cm
Extra Large	112-122cm	120-125cm
XXL	122-132cm	125-130cm
3XL	132-140cm	130-135cm
4XL	132-140cm	135-144cm

ALL DIMENSIONS ARE GIVEN IN CM. IF YOU ARE BETWEEN TWO SIZES PLEASE TAKE THE BIGGER SIZE.

DRESSES SIZING GUIDE

BUST

WITH ARMS AT SIDES, PLACE THE TAPE MEASURE UNDER YOUR ARMS AND RUN IT AROUND THE FULLEST PART OF THE BUSTLINE AND ACROSS THE SHOULDER BLADES.

WAIST

FIND THE NATURAL CREASE OF YOUR WAIST BY BENDING TO ONE SIDE. RUN THE TAPE MEASURE AROUND YOUR NATURAL WAISTLINE, KEEPING ONE FINGER BETWEEN THE TAPE AND YOUR BODY FOR A COMFORTABLE FIT.

HIPS

WITH FEET TOGETHER, RUN THE TAPE MEASURE AROUND THE FULLEST PART OF YOUR BUM.

Size	Shoulder-Shoulder	Bust	Waist	Hips
32	40cm	>86cm	>80cm	>96cm
34	42cm	86-90cm	80-84cm	100-106cm
36	44cm	92-98cm	84-88cm	100-106cm
38	45cm	96-100cm	88-99cm	106-112cm
40	46cm	98-104cm	92-100cm	113-118cm
42	48cm	104-110cm	100-106cm	119-126cm
44	49cm	112-120cm	106-112cm	126-130cm
46	51cm	118-124cm	112-116cm	128-134cm
48	53cm	124-130cm	116-120cm	132-138cm
50	54cm	130-134cm	120-126cm	140-145cm
52	55cm	134-140cm	126-130cm	146-151cm
54	56cm	140-146cm	130-136cm	151-158cm

ALL DIMENSIONS ARE GIVEN IN CM. IF YOU ARE BETWEEN TWO SIZES PLEASE TAKE THE BIGGER SIZE.



www.marulaberryec.co.za